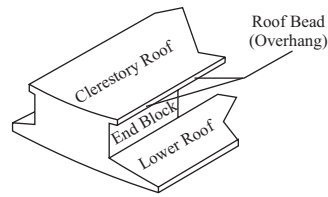
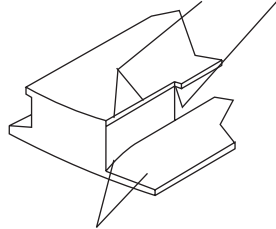


## La Belle Round Roof Kit



### 1. Identify parts as shown.

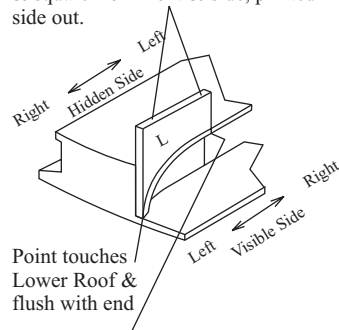
Remove Clerestory Bead, flush with End Block on side and end.



Shape Lower Roof to fit "Lower" Template in Kit.

### 2. Sand Lower Roof and Bead to accept Roof Tab.

Glue tab from kit to End Block, vertical & square from front & side, printed side out.



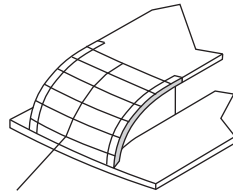
Bottom of curve is flush with bottom of Roof Bead

"Left" and "Right" are as you face the side of car. Point always touches Lower Roof at end of car, printed side out.

### 3. Punch out and glue Roof tab to end as shown.

### 4. Repeat for all (4) corners of Roof. Insure each has proper end location, printed Side out.

### 5. Use ample glue to assure solid bond, wipe off excess And let dry completely.



### 6. Cut, file or sand off excess part of Ear Tabs and square end of Clerestory Roof. Curve to follow the scribed line on both ear tabs.

### 7. The center of the Clerestory Roof follows the same scribed curve as on the tabs. Use the "Upper" template in the kit if needed to get shape. Blend all areas smoothly. Sand tab to blend with the Roof Bead and you're done!

*Our Roof End kits provide the curved wood clerestory bead as shown on the kit plans, two wooden templates to help curve the roof ends, and full instructions. One kit will do one car with spare beads, or two kits will do three cars with no mistakes. You still need to cut and sand, but now you have parts and lines to show you where. They may work for other wood cars but are only guaranteed to fit La Belle kits.*

Be sure your roof kit is for your scale and type of car as the roof end kits are all different. Available roof kits are:

HO-700 - HO Passenger - \$ 4.00

HO-701 - HO Traction - \$ 4.00

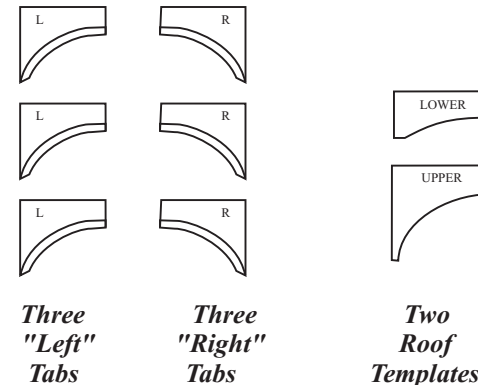
HO-702 - HO Narrow Gauge - \$ 4.00

O-703 - O-Scale Passenger - \$ 6.00

O-704 - O-Scale Traction - \$ 6.00

O-705 - "O" Narrow Gauge - \$ 6.00

Parts are Laser cut. Punch out from wood piece provided.



*These kits can be applied to your roof by La Belle by returning your roof to us or ordering a new kit with the roof rounded. We will apply the rounding kit, do all rounding and finish sanding, and return it to you. Price for HO is \$4.00 for the rounding kit + \$10.00 for the service = \$14.00 per rounded roof. O-Scale is \$6.00 for the rounding kit + \$14.00 for the service = \$20.00 per rounded roof. If you already have a rounding kit, send it with your order for full credit. Include \$4.60 per order for return shipping.*

LaBelle Woodworking Company  
5101 Ridge Road  
Cheyenne, Wyoming 82009  
Phone :307-433-9909 Fax: 307-433-9949  
Toll Free: 866-246-9967 (Voice Only)  
e-mail: info@labellemodels.com



LaBelle Woodworking Company  
5101 Ridge Road  
Cheyenne, Wyoming 82009  
Phone :307-433-9909 Fax: 307-433-9949  
Toll Free: 866-246-9967 (Voice Only)  
e-mail: info@labellemodels.com